

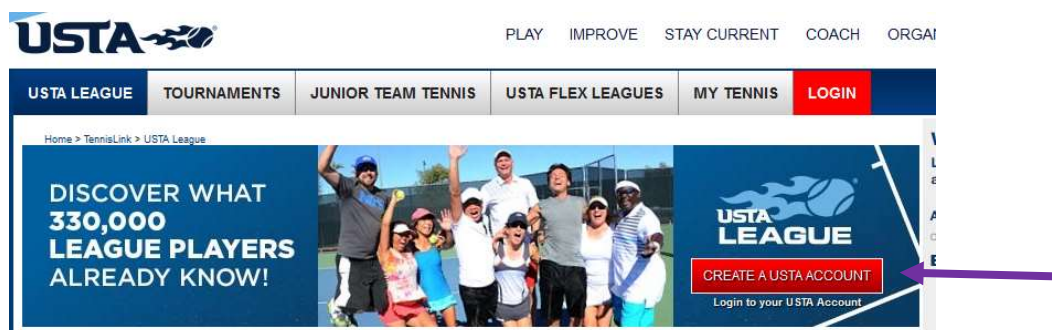
## CREATING JUNIOR USTA ACCOUNTS FOR PLAYERS UNDER 14 YEARS OLD

- It is now required by law for a parent or legal guardian to create all USTA accounts for players under 14 years old.
- This does not apply to existing JTT players that already have USTA Accounts.
- In order to register children under the age of 14 for a USTA program or event, the **parent and child** must have accounts that are linked to each other.
- Be aware that a USTA Account is different than a USTA Membership and a **USTA Membership is not needed to play JTT**.
- If you as a parent already have a USTA account, scroll down to “Junior Account Creation” – no need to make a new account.

### VISUAL REGISTRATION GUIDE

## Parent Account Creation

1. Go to [TennisLink](#) and select ‘Create an Account’

A screenshot of the USTA account creation form. The form is divided into two main sections: "Sign In with your social account" and "Sign up with a new account". The "Sign In" section includes buttons for "Continue with Apple" and "Continue with Facebook". The "Sign up" section includes fields for "Email" (with the placeholder "name@host.com") and "Password" (with a sub-field for "Password"). A purple arrow points to the "Password" field. Below the "Password" field is a blue "Sign up" button. At the bottom of the form, there is a link that says "Already have an account? Sign in".

2. Fill out email & password
3. Select, ‘Sign Up’

**Note: If you as a parent already have an account, you will run into an error message. In this guide, please scroll down to ‘Add Player to Existing Parent Account’ and follow those steps.**

First Name

Last Name

Date of Birth

Zip Code

Gender (optional)

☐ Male ☐ Female

☐ By checking this box I confirm that I am at least 13 years of age and agree to receive USTA content and accept the [Terms of Use](#) and [Privacy Policy](#)

CREATE ACCOUNT

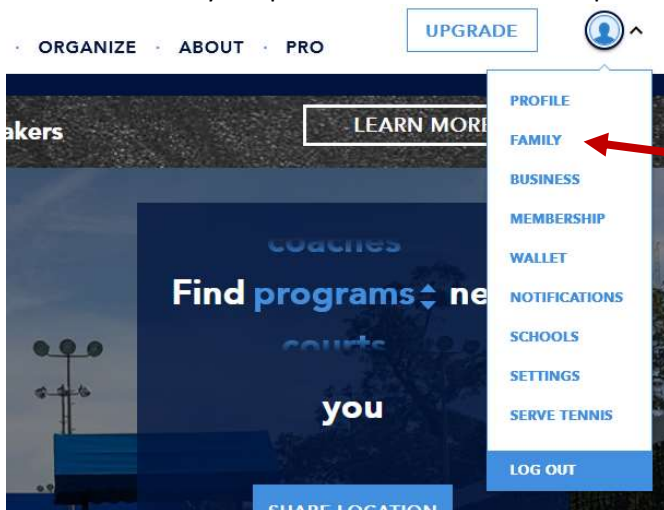
CANCEL

*You will have 1 hour to return without losing your progress.*

4. Fill in **your** personal information (Do not fill in players information)
5. Check box to confirm age
6. Select "Create Account", and you will then be directed to your TennisLink homepage. Your parent account is set up and you can now create a USTA Account for your child.

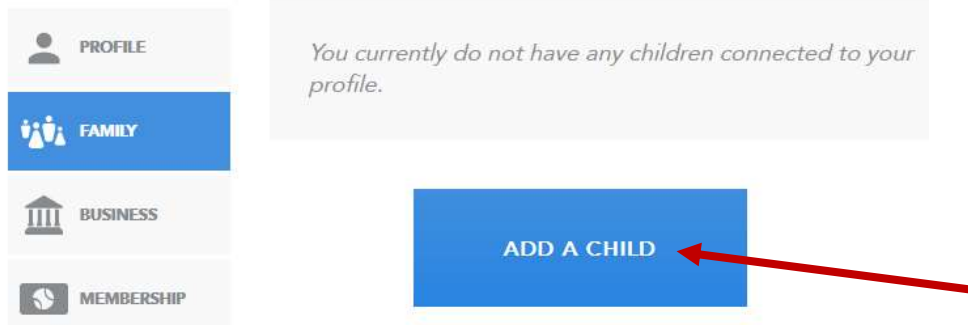
## Junior Account Creation

1. Navigate to our new [USTA Homepage](#) and login.
  - a. For any username or password issues please call member services at 1-800-990-8782
2. Click on your profile icon and in the drop-down menu select, 'Family'



3. The follow screen should appear. Select, '**Add a Child**'

# Family



4. Fill in child's personal information and hit, '**Submit**'
5. **Write down players USTA account number and provide to your Facility Coordinator**
6. Repeat steps 2-4 for each child

## Parent registering their child (both have a USTA account, but they are not linked)

This is optional for parents interested in linking their existing USTA account to their child's USTA Account.

1. Contact member services at 1-800-990-8782 to get those accounts linked. *Make sure that a new child account is not being created*

## STEP BY STEP REGISTRATION GUIDE (Without Visuals)

### Parent Account Creation

1. Go to [TennisLink](#) and select **'Create an Account'**
2. Fill out email & password
3. Select, **'Sign Up'**
4. Fill in **your** personal info (Not players)
5. Check box to confirm age
6. Select **'Create Account'**, and you will then be directed to your TennisLink homepage. Our account is set up and you can now create a USTA Account for your child

### Junior Account Creation

1. As a parent/guardian, login to the new [USTA Homepage](#)
2. Click on your profile icon and in the drop-down menu select, **'Family'**
3. A new screen should appear. Click on, **'Add a Child'**
4. Fill in child's personal information and hit **'Submit'**
5. Write down their account number
6. Repeat steps 2-4 for each child

### Parent registering their child (both have a USTA account, but they are not linked)

This is optional for parents interested in linking their existing USTA account to their child's USTA Account.

2. Contact member services at 1-800-990-8782 to get those accounts linked. *Make sure that a new child account is not being created*